



# Fleet insurance backed by intelligence

Designed for NDIS providers and community organisations



## FLEET INSURANCE



Tailored premiums with incentives for safer driving habits

## CLAIMS MANAGEMENT



24/7 digital claims portal for faster, more cost efficient claims

## RISK MANAGEMENT



Explore driver training and personalised driver policy guidance

## DATA ANALYTICS



AI analyses GPS data for crash probability + climate impact scores

## ESG REPORTING



Unlock actionable ESG insights with advanced GPS data analytics

## IMPROVED SAFETY AND SMARTER PREMIUMS

**Fuse Fleet transforms fleet risk management with AI-powered predictive insights and digital claims management. GPS data analysis delivers transparent visibility into fleet safety and risk.**

With 40 years of fleet expertise, we lead behaviour-based fleet insurance and claims management. We understand the duty of care obligations NDIS providers and community organisations face when transporting vulnerable participants.

Our tailored digital insurance uses AI technology to enhance risk mitigation, reduce accident rates and support lower premiums while helping you demonstrate proactive safety management.

## BENEFITS

- Demonstrate proactive risk management to satisfy NDIS Quality and Safeguards Commission requirements.
- Digital claims and real-time reporting reduce administrative burden on stretched teams.
- Risk mitigation improves loss ratios and reduces incidents for participant transport.
- Driver behaviour data identifies training needs before incidents occur.
- GPS data supports sustainability reporting requirements for funding applications.

## APPETITE

- Fleets of 15 vehicles plus including passenger and light commercial with up to 50% heavy and plant vehicles.
- Utilise GPS or the Fuse Fleet App for fleet management.
- Assist new ventures looking to establish or expand fleets.
- Support for customers with claims-rated accounts.
- Partner with fleets committed to risk management and proactive safety measures.
- Coverage for 100% electric vehicle fleets.
- Taxis and couriers are excluded.

## HOW IT WORKS

We identify the **15%** of drivers that cause **50%** of at-fault accidents before the accidents occur.

### 1. SHARE GPS DATA



### 2. ANALYSE DATA



### 3. CRASH PROBABILITY SCORE



### 4. TARGET 15% THAT CAUSE 50% OF AT-FAULT ACCIDENTS



## INTRODUCING THE FUSE FLEET APP

Our app uses pattern AI technology to assess crash risk and provide insights into driving habits. Drivers track performance with benchmarks and trends and lodge claims directly through the app.

Real-time data feeds into accurate risk assessment, helping you meet duty of care obligations while reducing administrative burden on your team. Driver behaviour monitoring supports your responsibility to transport participants safely.

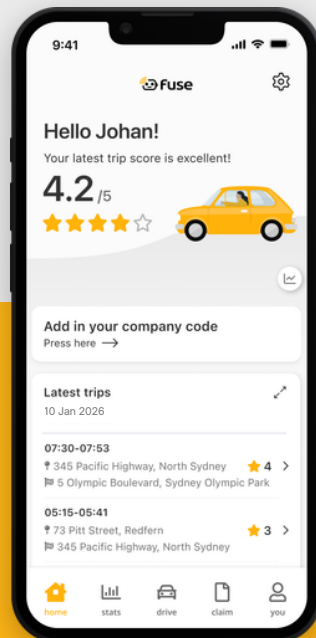
## SMARTER PREMIUMS

GPS data analysis produces crash probability score for individual drivers across entire fleets, enabling precise risk assessment and accurate premium pricing based on actual risk rather than industry averages.

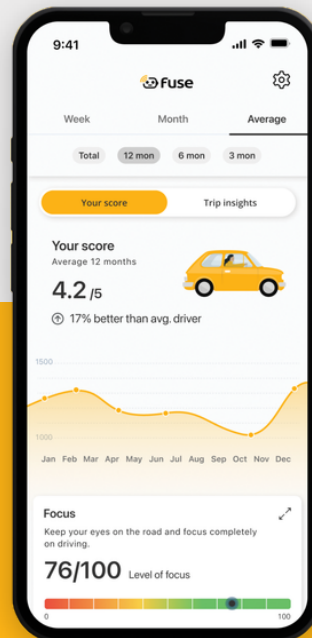
Safe drivers pay less while high-risk drivers are identified and supported through targeted intervention. Transparent pricing means no surprises at renewal, with data-backed reporting you share with funders and boards.



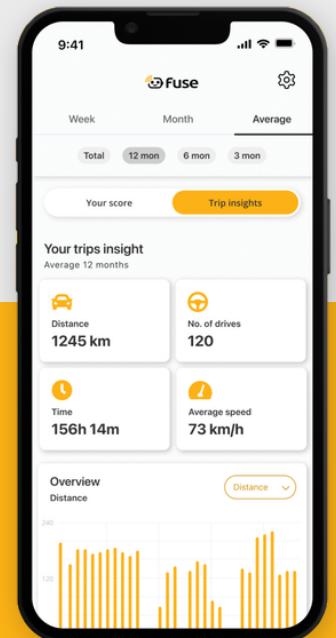
CHECK US OUT



Make every trip safer and lodge claims



Deep dive into your driving statistics



Monitor your trip insights



To find out more about behaviour-based insurance for NDIS providers and community organisations, talk to one of our professionals today.

1300 387 338  
insurance@fusefleet.com.au  
fusefleet.com.au