

Fleet insurance backed by intelligence

FLEET INSURANCE



Tailored premiums with incentives for safer driving habits

CLAIMS MANAGEMENT



24/7 digital claims portal for faster, more cost efficient claims

RISK MANAGEMENT



Explore driver training and personalised driver policy guidance

DATA ANALYTICS



AI analyses GPS data for crash probability + climate impact scores

ESG REPORTING



Unlock actionable ESG insights with advanced GPS data analytics

SMARTER FLEETS, LOWER PREMIUMS

Fuse Fleet transforms your fleet operations with AI-powered predictive insights and digital claims management. GPS data analysis delivers transparent visibility into your fleet safety and risk.

Backed by 40 years of expertise, we deliver behaviour-based fleet insurance, risk management solutions and claims management that works for you.

Our tailored digital insurance uses AI technology to enhance risk mitigation, reduce accident rates and support lower premiums.

BENEFITS

- Leverage 40 years of expertise with a broad appetite and market-leading coverage.
- Fully digital claims and real-time reporting reduce claims costs.
- Risk mitigation improves loss ratios as well as reduces incidents.
- High-risk driver identification reduces accidents and supports lower premiums.
- GPS data provides actionable ESG insights to cut CO2 emissions and predict crash risk.

HOW IT WORKS

We identify the **15%** of drivers that cause **50%** of at-fault accidents before they occur.

1.

SHARE GPS DATA



2.

ANALYSE DATA



3.

CRASH PROBABILITY SCORE



4.

TARGET 15% THAT CAUSE 50% OF AT-FAULT ACCIDENTS



INTRODUCING THE FUSE FLEET APP

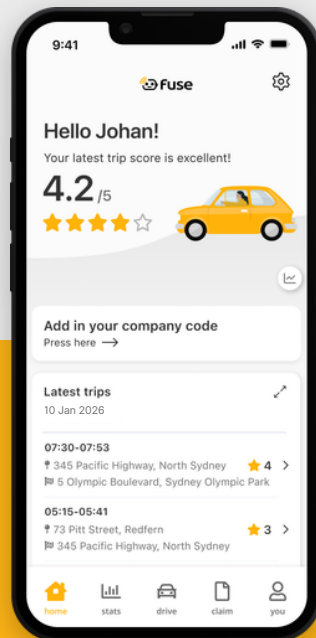
Our app uses pattern AI technology to assess crash risk and provide insights into driving habits. Track driver performance with benchmarks and trends and lodge claims directly through the app. Real-time data feeds into accurate risk assessment, giving you the intelligence you need for proactive fleet management and safer operations.

SMARTER PREMIUMS

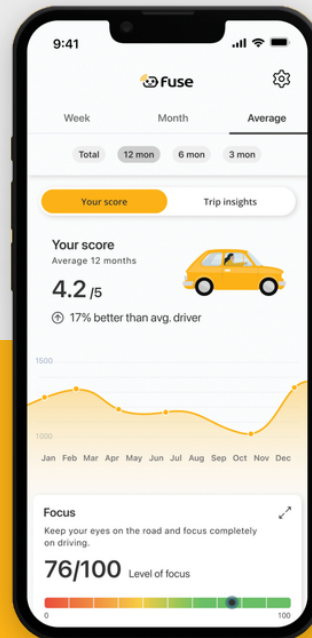
GPS data analysis produces crash probability scores for individual drivers across your entire fleet, enabling precise risk assessment and accurate premium pricing based on your actual risk rather than industry averages. Identify your highest-risk drivers early and reduce major claims by up to 20% through targeted intervention, leading to lower premiums over time.



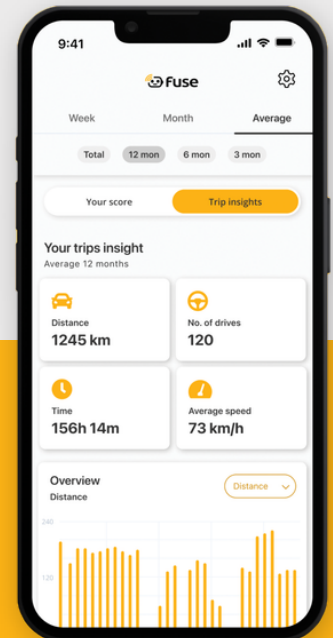
CHECK US OUT



Make every trip safer and lodge claims



Deep dive into your driving statistics



Monitor your trip insights



To find out more about behaviour-based insurance for your fleet, talk to one of our professionals today.

1300 387 338
insurance@fusefleet.com.au
fusefleet.com.au